




HOW TO DRAW AN AMBULANCE



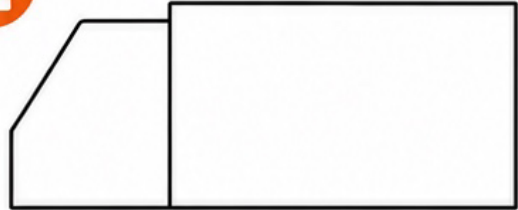
★ 6 EASY STEPS ★

1




Draw a long rectangle for the body of the ambulance.

2



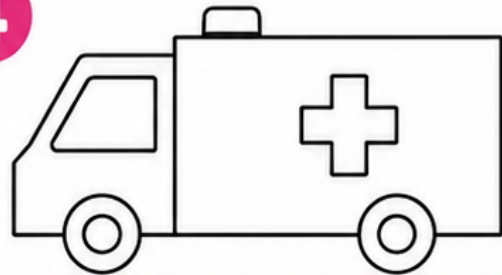
Add the front of the ambulance with an angled shape for the cab.

3



Draw a window for the driver and two wheels.

4



Add a flashing light on the roof and a cross on the side.

5



Draw a door, a handle and a red stripe along the side.

6



Add some colour and details. Your ambulance is ready!

★ TOP TIP: Take your time and enjoy drawing!