




HOW TO DRAW A BEE



6 SIMPLE STEPS!


1

Draw a circle for the head.



2

Add two curved antennae on top.




3

Draw two big eyes and a smiling mouth.



4

Draw an oval shape attached to the head for the body.



5

Add stripes on the body and two wings on top.



6

Add six legs under the body. Your bee is complete!

