


LEARN TO DRAW A BABOON

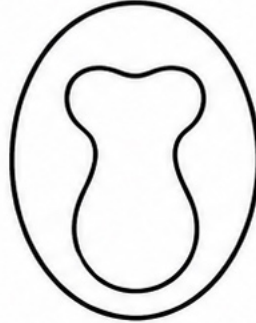
1

Draw an oval for the head.




2

Add the face shape inside the head.



3

Draw the eyes, nose and mouth.




4

Add the ears and the fur around the face.



5

Draw the body, legs and tail.



6

Colour your baboon!

