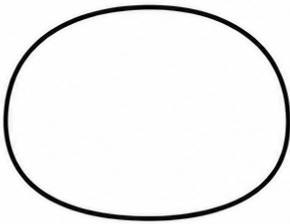



HOW TO DRAW AN AXOLOTL

• IN 6 EASY STEPS •


1 Draw a rounded head.




2 Add two big cute eyes and a smiling mouth.




3 Draw three feathery gills on each side of the head.



4 Add the body connected to the head.



5 Draw the tail long and slightly wavy.



6 Add small details like tiny toes and spots.

