




HOW TO DRAW AN

ANT



IN 6 SIMPLE STEPS


1 Draw a circle for the head.




2 Add the eyes and antennae.




3 Draw the thorax (middle section).



4 Add the abdomen (large back part).



5 Draw the legs.



6 Add details and curves to finish!

