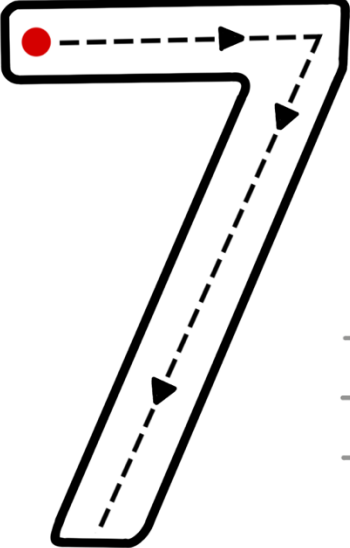



# Recognising the Number 7 Worksheet




Tracing practice for the number 7. The first row shows a solid number 7 with a red dot at the top left and dashed lines with arrows indicating the stroke order: a horizontal line to the right, then a diagonal line down to the left, and finally a vertical line down to the right. The second row contains two rows of dashed number 7s for tracing on a four-line grid. Below the tracing are two rows of the word 'seven' on a four-line grid: the first row is solid, and the second row is dashed.



Illustrations for counting: a hand with five fingers, a hand showing three fingers, a die with six dots, and a die with one dot.

Now draw seven flowers

Colour seven tortoises



Seven cartoon tortoises arranged in two rows: two in the top row and five in the bottom row.